

Power Equipment
Product Brochure

HYUNDAI

The selection of Hyundai Power Equipment products is extensive, ranging from Prosumer (high end home use) to professional and heavy duty industrial machines.

Generators remain the flagship product range, featuring diesel generators for backup and prime power, open frame petrol generators for professional and commercial use, and petrol inverter generators for the leisure market.

However, the Hyundai range is far more than that. From pressure washers and water pumps, to air compressors and garden machinery, we're always looking ahead to bring the very best machinery to the UK market.

You'll find a lot of new products in our latest brochure, including additions to the garden machinery and air compressor ranges, corded and cordless power tools, vacuum cleaners, compactor plates, electric hot and cold pressure washers, welders, wood chippers and log splitters.

Distributed by Genpower Ltd, the Hyundai Power Equipment range is in good hands. Sold through a large and growing network of dealers throughout the UK and Ireland, the presence of Hyundai has never been so widely felt or as far reached. From our main 120,000sq ft distribution centre, our company provides products backed by a globally recognisable brand, with sales and technical support second to none, so you can always be safe in the knowledge that your new Hyundai product will give you years of reliable use.

HYUNDAI

Petrol Generators	4	Vacuum Cleaners	46
- Leisure Generators	5-6	- Professional & Prosumer Vacuum Cleaners	47
- Open Frame Generators	7-8	Hyundai Power Equipment Direct	48
- Hire Pro Generators	9	Lawn Mowers	49
Welders & Plasma Cutters	10	- Hand-Push Lawn Mowers	50
- Welders and Plasma Cutters	11-13	- Hand-Push / Self-Propelled Lawn Mowers	51
Diesel Generators	14	- Self-Propelled 4-in-1 Lawn Mowers	52
- Standby Diesel Generators	15	Chainsaws	53
- Single Phase 1500rpm Diesel Generators	16	- Chainsaws	54-55
- Three Phase 1500rpm Diesel Generators	17	Augers & Tillers	56
- Open Set 1500rpm Diesel Generators	18	- Earth Augers & Tillers	57
- Mains Failure Changeover Options	19	Cutters & Trimmers	58
- Diesel Generator Accessories	20	- Brush Cutters	59-60
- Remote Monitoring & Control	21	- Trimmers & Multi Tools	61-62
Air Compressors	22	- Field Trimmer / Wheeled Grass Trimmer	63
- Electric Air Compressors	23	- Hedge Trimmers / Pole Saw	64
- Electric Air Compressors - Pro Series	24	Leaf Blowers	65
- Electric Air Compressors - Pro Series Three-Phase	25	- Leaf Blowers	66
- Petrol-Driven Air Compressors - Pro Series	26	36v Garden Range	67
Water Pumps	27	- Battery Powered Range From Hyundai	68
- Petrol Water Pumps	28	- Grass / Hedge Trimmer & Pole Saw	69
- Diesel Water Pumps	29	- Battery, Charger, Chainsaw & Lawn Mower	70
Compactor Plates	30	Power Tools	71
- Petrol Compactor Plates	31	- Drills	72
Log Splitters & Wood Chippers	32	- Grinders & Multi Tool	73
- Electric Log Splitters & Petrol Wood Chippers	33	- Woodworking Power Tools	74
- Petrol Log Splitters, Wood Chippers & Stump Grinder	34	Socket Sets	75-77
Pressure Washers	35	Electric Submersible Water Pumps	78-79
- Petrol Pressure Washers	36-37	Air Compressors & Lightweight Water Pumps	80
- Diesel Pressure Washers	38	Pressure Washer & Generator Engines	81
Electric Pressure Washers	39	Lawn Mower Engines	82
- Electric Hot & Cold Water Pressure Washers	40-45	About the Hyundai Brand	83

Licensed by Hyundai Corporation, Korea

Petrol Generators

HY3100L
Open-Frame Generator



Leisure Generators



Latest Inverter Technology suitable for powering sensitive electronics and power tools.



Model	HY1000Si	HY2000Si
Max Output	1kW / 1.25kVA	2kW / 2.5kVA
Voltage	230V (Pure Sine Wave)	
Runtime	4.5hrs*	5.6hrs*
Noise	58dB @7m	
Start Method	Recoil	
Net Weight	14kg	20kg

Combining power, affordability, lightweight design & easy portability. When "ECO" mode is engaged, the engine rpm is reduced to increase fuel efficiency, reduce noise & extend the lifespan of the engine. Digital display measures volts, frequency and hours.

* at 50% load.




* Use in a well ventilated area to prevent carbon monoxide poisoning

Leisure Generators



New
Design



Model	HY3200SEi
Max Output	3.2kW / 4kVA
Voltage	230V (Pure Sine Wave)
Runtime	7hrs*
Noise	54~59dB @7m
Start Method	Recoil / Electric
Net Weight	35kg

* at 50% load.

- Remote start.
- Clean pure sinewave output.
- 'Eco Mode' Reduce engine RPM & noise, whilst saving fuel.
- Unbeatable power to weight ratio.

LPG Generators

We can supply LPG Dual-Fuel Leisure Generators. These run on standard unleaded petrol or can be run on your caravan or motorhome LPG supply.



New
Design

- Fuel cost savings of up to 50%.
- Only one fuel type needs to be carried.
- No refuelling required (in LPG mode).
- Ideal for caravan / motorhome use.

HY2000Si
LPG Generator



* Use in a well ventilated area to prevent carbon monoxide poisoning

Open Frame Generators



HY3100L
Portable Generator



HY7000LEk
Portable Generator with Wheel Kit

- Heavy duty Hyundai commercial 4-stroke engines.
- Rugged 32mm diameter frames.
- AVR alternators for smooth power outputs (excl. HY3400 HirePro).
- 115V & 230V outputs (HY12000LE-3 - 230V / 400V).



Model	HY3100L(E)	HY7000LEk	HY9000LEk	HY12000LE	HY12000LE-3
Max Output	2.8kW / 3.5kVA*	5.5kW/6.8kVA*	6kW / 7.5kVA*	9.5kW / 11.8kVA*	10kW / 12.5kVA*
Engine Type	HY210 - 7hp / 5.2kW	HY390 - 13hp / 9.75kW	HY425 - 14hp / 10.4kW	HY1C680E 20hp / 15kW	
Engine Size	212cc	389cc	420cc	680cc	
Starting Method	Recoil / Electric			Electric / Remote	
Voltage	115V / 230V				230V / 400V
Fuel Tank Capacity	11L	22L		25L	
Runtime	Up to 10hrs	Up to 16hrs	Up to 15hrs	Up to 12hrs	
Wheel Kit	Optional	Included			
Net Weight	53kg	82kg	83kg	164kg	

(E) denotes Electric-start models

* kVA is based on an assumed load factor of 0.8



* Use in a well ventilated area to prevent carbon monoxide poisoning



Open Frame Generators



* Use in a well ventilated area to prevent carbon monoxide poisoning

Model	HY2800L-2	HY3800L-2	HY3800LEK-2	HY7000LEK-2	HY9000LEK-2	HY10000LEK-2
Max Output	2.2kW / 2.75kVA*	3.2kW / 4.0kVA*		5.5kW / 6.8kVA*	7.5kW / 9.4kVA*	8.5kW / 10.6kVA*
Engine Type	HY200 - 6.5hp	HY210 - 7hp		HY390 - 13hp	HY420 - 14hp	HY460 - 16hp
Engine Size	196cc	210cc		389cc	420cc	459cc
Starting Method	Recoil			Recoil / Electric		
Voltage	230V	115V /230V				230V
Fuel Tank Capacity	15L			25L		
Runtime	Up to 12.5hrs			Up to 13.5hrs	Up to 13hrs	Up to 12.5hrs
Wheel Kit	No			Yes		
Net Weight	41kg	53kg	57kg	86kg	89kg	94kg

Images shown do not represent models HY2800L-2 & HY3800L-2 without wheel kits. *kVA is based on an assumed load factor of 0.8



HY3800LEK-2
Open Frame Generator

- Remarkable performance contributes to reliable continuous running.
- AVR alternators for smooth power output
- Compact modular design
- Heavy duty Hyundai commercial 4-stroke engines



HY9000LEK-2
Open Frame Generator

New



HY8500
HirePro Generator



HY10000
HirePro Generator

HIREFRO™
Italian Linz Alternators
Hyundai Heavy Duty Commercial Engines


1 Year Standard
HYUNDAI
Warranty

Model	HY3400 Hire Pro	HY8500 Hire Pro	HY10000 Hire Pro	HY220DC Hire Pro (Welder Generator)
Max Output	2.7kW / 3.4kVA*	6.4kW / 8kVA*	8kW / 10kVA*	4kW / 5kVA*
Engine Type	HY210 - 7.5hp / 5.2kW	IC425 / 15hp	IC460 / 17hp	IC425 / 15hp
Engine Size	212cc	420cc	460cc	420cc
Starting Method	Recoil	Electric / Recoil		
Voltage	115V / 230V			
Fuel Tank Capacity	3.5L	6L		
Net Weight	40kg	75kg	80kg	



HY220DC
220Amp DC
HirePro Welder Generator

*kVA is based on on an assumed load factor of 0.8

 * Use in a well ventilated area to prevent carbon monoxide poisoning



Welders & Plasma Cutters



Welders & Plasma Cutters

MIG/MMA Welders

4. MIG-160 & 180

- MIG welder with MMA function
- Single-phase, portable, fan-cooled IGBT welder for flux (no gas) & gas MIG welding



Included Accessories



Product Specification

Spec	Model		Model	
	HYMIG-160		HYMIG-180	
Welding type	MIG	MMA	MIG	MMA
Power Voltage (V)	230		230	
Max Input Power (KvA)	4.6	4	6.5	4
Rated Input Current (A)	20	17.5	28.2	17.5
Efficiency (%)	80		80	
Power Factor	0.7		0.7	
No-Load Voltage (V)	60		60	
Current range (A)	40-160	10-140	40-180	10-140
Duty Cycle (%) - under 40°C	35% @ 160A	35% @ 140A	35% @ 180A	35% @ 140A
Current at 60% (A)	125	120	125	120
Usable wire / electrode (mm)	0.8-1.0	1.0-4.0	0.8-1.0	1.0-4.0
Measurement (mm)	540*335*440		540*335*440	
Weight (KG)	22		22	
Base unit includes	<ul style="list-style-type: none"> ▪ MIG Welding torch with 3m cable ▪ Electrode holder with 2m cable ▪ Earth Clamp with 1.5m cable ▪ Hand-held face shield ▪ Hammer & Brush 			



New Welders & Plasma Cutters

MMA (ARC) Welders - Prosumer

1. MMA-100, 120, 140, 160, 180, 200

- Small size & stable and durable quality
- Easy to start arc little spatter, and good formation

Product Photo



Included Accessories



Product Specification

Model Spec	HYMMA-100	HYMMA-120	HYMMA-140	HYMMA-160	HYMMA-180	HYMMA-200
Power Voltage (V)	230	230	230	230	230	230
Max Input Power (KVA)	3.4	4.3	5.2	6.0	7.0	8.0
Efficiency (%)	83	85	85	85	85	85
Power Factor	0.7	0.7	0.7	0.7	0.7	0.7
No-Load Voltage (V)	65	65	65	65	65	65
Current range (A)	10-100	10-120	10-140	10-160	10-180	10-200
Duty Cycle (%) - under 40°C	35% @ 100A	35% @ 120A	35% @ 140A	35% @ 160A	35% @ 180A	35% @ 200A
Current at 60% (A)	80	90	108	124	140	155
Usable Electrode (mm)	1.0-2.5	1.0-3.2	1.0-4.0	1.0-4.0	1.0-5.0	1.0-5.0
Measurement (mm)	355*230*320	355*230*320	360*250*310	360*250*310	425*270*335	425*270*335
Weight (kg)	5.0	6.0	7.0	8.0	9.0	10.0
Base unit includes	<ul style="list-style-type: none"> ▪ Electrode holder with 2m cable ▪ Earth clamp with 1.5m cable ▪ Hand-held face shield ▪ Hammer & Brush 					

MMA Welders – Semi-pro

2. MMA-140P, 160P, 200P

- Use IGBT technology, greatly improves reliability of the machine
- High duty cycle maximizes efficiency of welder and encourages energy saving

Product Photo



Included Accessories



Product Specification

Model Spec	HYMMA-140P	HYMMA-160P	HYMMA-200P
Power Voltage (V)	230	230	230
Max Input Power (KvA)	5.2	6.0	8.2
Fuse (A)	22	26.1	37
Efficiency (%)	83	83	85
Power Factor	0.7	0.7	0.7
No-Load Voltage (V)	67	67	76
Current Range (A)	10-140	10-160	10-200
Duty Cycle (%) - under 40°C	60% @ 140A	60% @ 160A	60% @ 200A
Current at 100% (A)	108A	124A	155A
Usable Electrode (mm)	1.6-4.0	1.6-4.0	1.6-5.0
Dimension (mm)	360*235*310	360*235*310	460*255*355
Weight (Kg)	5.4	6.0	9.8
Base unit includes	<ul style="list-style-type: none"> ▪ Electrode holder with 2m cable ▪ Earth clamp with 1.5m cable ▪ Hand-held face shield ▪ Hammer & Brush 		

Prosumer: Home Mechanic
Semi-Pro: General Business Use
Professional: All Day Every Day Use



New Welders & Plasma Cutters

TIG/MMA Welders

3. TIG-160 & 200

- Advanced inverter technology, high frequency, compact size and light weight, easy to carry
- Stable and reliable welding current

Product Photo



Included Accessories



Mosfat Technology

Product Specification

Spec	Model	HYTIG-160	HYTIG-200
Power Voltage (V)		230	230
Max Input Power (KvA)		3.2	4.5
Input Voltage		50/60	50/60
Frequency (Hz)			
No-Load Voltage (V)		56	56
Current range (A)		10-160	10-200
Rated Output Voltage (V)		16.4	18
Duty Cycle (%) - under 40°C		60	60
Efficiency (%)		85	85
Usable Electrode (mm)		1.6-4.0	1.6-4.0
Welding thickness (mm)		0.3-0.5	0.3-0.9
Measurement (mm)		460*270*345	460*270*345
Weight (kg)		12	12
Base unit includes		<ul style="list-style-type: none"> ▪ TIG Welding torch with 4m cable ▪ Electrode holder with 2m cable ▪ Earth clamp with 1.5m cable ▪ Hand-held face shield ▪ Hammer & Brush 	

Plasma Cutter

5. CUT-40 & 40B

- Thick metal can be cut easily and quickly.
- Simple operation and smooth cutting surface

Product Photo



Included Accessories



Product Specification

Spec	Model	HYCUT-40	HYCUT-40B
Power Voltage (V)		230	120/230
Rated Input Power (KvA)		4.8	4.8
No-Load Voltage (V)		230	230
Current range (A)		20-40	20-32/20-40
Rated Output Voltage (V)		96	96
Duty cycle (%) - under 40°C		60	80/60
Efficiency (%)		85	85
Max. cutting thickness (mm)		12	12
Measurement (mm)		460*270*345	460*270*345
Type		IGBT	MOSSFAT
Weight (kg)		12	12
Base unit includes		<ul style="list-style-type: none"> ▪ Plasma cutting torch with 4m cable ▪ Earth clamp with 2.5m cable ▪ Hand-held face shield ▪ Hammer & Brush ▪ Air pressure gauge 	



Diesel Generators



**Powering your
Home & Business**

Standby Diesel Generators



* Use in a well ventilated area to prevent carbon monoxide poisoning

Model	DHY6000SE	DHY6000SELR	DHY8000SE	DHY8000SELR	DHY8000SELR-3	DHY12500SELR
Max Output	5.2kW / 6.5kVA*		6kW / 7.5kVA*		5.5kW / 6kVA*	10kW / 12.5kVA*
Voltage	115V / 230V				230V / 400V	230V
Engine Speed	3000RPM					
Engine Type	Single OHV				Twin OHV	
Cooling	Air-Cooled					
Start Method	Electric					
Noise	70dB @ 7m (96dBA)				70dB @ 7m (96dBA)	
Dimensions L x W x H (mm)	930 x 530 x 720	930 x 530 x 870	930 x 530 x 720	930 x 530 x 870	930 x 530 x 720	1150 x 890 x 660
Net Weight	152kg	158kg	152kg	158kg	156kg	322kg

* kVA is based on assumed load factor of 0.8

- Economical - run on as little as 1L/hr (red or white diesel).
- Long run tank - up to 30hrs on LR models.
- Electric, remote & auto-start options.
- Hyundai AVR alternator for smooth output.
- ATS / AMF / MTS compatible.
- Remote start / 2-wire start (optional).
- Ideal for home or business standby.



DHY6000SELR
Long Run Diesel Generator

Single Phase 1500rpm Diesel Generators

- Slow running for a long life.
- Smooth power output - brushless AVR alternators.
- Auto-start / water heaters / battery chargers
- ATS & AMF options.
- Digital control panels for exact engine control & protection.



T&C's apply see at
www.hyundaipowerequipment.co.uk



ATS, AMF (Optional)
Never Lose Power



Emergency Stop
For Instant Disable




External Fuel Filler
Ease of Refueling



Digital Panel
Full Control



AVR Alternator
Smooth Power



DHY9KSEm
Diesel Generator

Model	DHY9KSEm	DHY11KSEm	DHY18KSEm	DHY22KSEm	DHY28KSEm	DHY35KSEm	DHY53KSEm
Max Output	8.8kW / 11kVA*	11kW / 13.75kVA*	18kW / 22.5kVA*	22kW / 27.5kVA*	27.5kW / 34.4kVA*	28.2kW / 35.2kVA*	52.8kW / 66kVA*
Voltage	230V						
Engine Speed	1500rpm						
Fuel Tank Capacity	42L	77L		93L			180L
Runtime (50% Load)	23hrs	35hr	23hrs	21hrs	18hrs	16hrs	20hrs
ATS Connection	✓						
Dimensions L x W x H (mm)	1500 x 760 x 1075		1900 x 900 x 1100	2220 x 950 x 1240	2220 x 950 x 1240	2200 x 950 x 1250	2500 x 950 x 1520
Net Weight	530kg	710kg	760kg	870kg	970kg	1045kg	1290kg

* kVA is based on assumed load factor of 0.8



* Use in a well ventilated area to prevent carbon monoxide poisoning

Three Phase 1500rpm Diesel Generators

Optional Extras



Remote Monitoring and Control



Battery Charger



Water Heaters



Bunded Fuel Tank



T&C's apply see at www.hyundaipowerequipment.co.uk



DHY34KSE Diesel Generator



* Use in a well ventilated area to prevent carbon monoxide poisoning

- 230V / 400V outputs.
- 1500rpm for low noise & long life.
- Brushless maintenance-free Hyundai AVR alternators.
- 2-Wire remote start functionality.
- ATS / AMF compatible.
- Ideal for mains-failure standby use.

Model	DHY11KSE	DHY14KSE	DHY22KSE	DHY28KSE	DHY34KSE	DHY45KSE	DHY65KSE	DHYD90KSE	DHYD120KSE	DH34KSE-MULTI	
Max Output	9kW / 11kVA*	11kW / 14kVA*	18kW / 22kVA*	22kW / 28kVA*	28kW / 34kVA*	36kW / 45kVA*	48kW / 60kVA*	70kW / 87kVA*	96kW / 120kVA*	3-Phase 25kW / 31.3kva 1-Phase 17kW / 21.3kVA	
Voltage	230V / 400V										
Engine Speed	1500rpm										
Fuel Tank Capacity	42L	77L		93L			180L		93L		
Runtime (50% Load)	23hrs	35hrs	23hrs	23hrs		13hrs	19.7hrs	16hrs	12hrs	20hrs	
ATS Connection	✓										
Dimensions L x W x H (mm)	1500 x 760 x 1070	1900 x 900 x 1100		2200 x 950 x 1240			2200 x 950 x 1310	2500 x 950 x 1560	2720 x 1050 x 1510	2720 x 1050 x 1510	2200 x 950 x 1250
Net Weight	530kg	710kg	760kg	870kg	970kg	1045kg	1250kg	1430kg	1634kg	1000kg	

* KVA is based on assumed load factor of 0.8

Open Set 1500rpm Diesel Generators




We offer open set options across all of our range of 1500rpm Diesel Generators.

We also offer bespoke builds and a wide range of generator accessories to help meet your needs.

Open set generators offer the main benefits of Hyundai canopied generators but are also :-

- Ideal for internal installation, plant rooms or containerised installations.
- These can be tailored exactly to your requirements with a wide range of bespoke builds & generator accessories such as remote mounting of control panel, bunded long run diesel tanks and additional silencers.
- More accessible to service.

Mains Failure Changeover Options

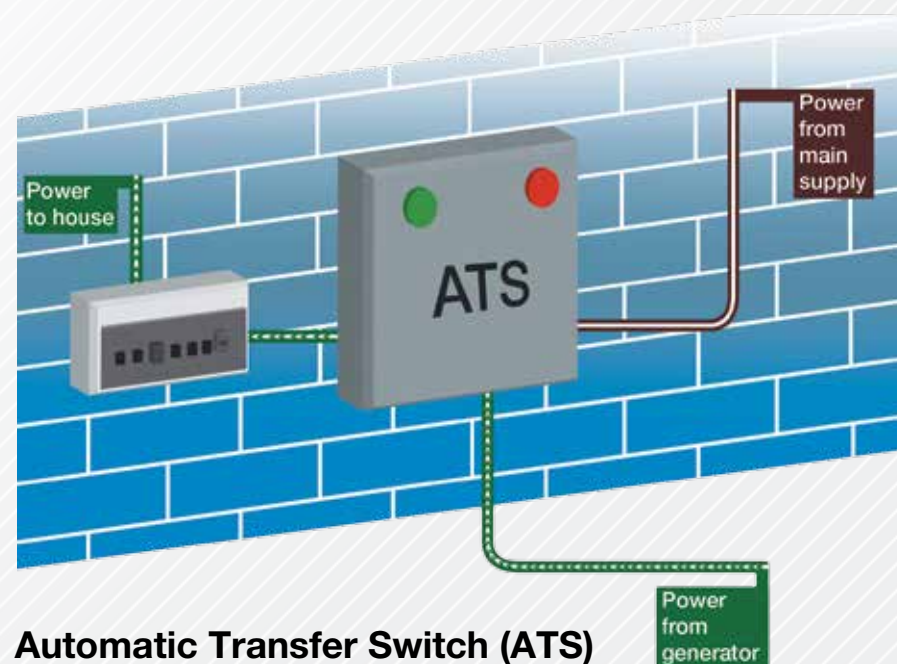


Manual Changeover Switch (MCS)

With a manual mains changeover switch, in the event of a power cut, just start up the generator and flick the changeover switch to connect the building electrics to the generator. When the mains power resumes, switch the changeover switch back to mains supply and turn the generator off.

Benefits: Very simple and reliable. Low cost.

N.B: All types of change over switches must be installed by a qualified electrician.



Automatic Transfer Switch (ATS)

An ATS is installed by an electrician between your electricity meter and the consumer unit. In the event of a power cut, the ATS will start the generator and connect it to the building. When the mains power resumes, the ATS will reconnect the building to the mains and switch off the generator.

Benefits: Will work unattended. Has battery charger to ensure generator battery is always fully charged.

Diesel Generator Accessories



Road Tow Trailer
Trailer suitable for DHY9KSEm, DHY11KSEm, DHY11KSE & DKY14KSE.

Chalwyn Valve
Used to shutdown a runaway diesel engine.



Spark Arrestors
Prevents potentially flammable exhaust debris.



Exhaust Extension
2M in length, for all diesel generators.

We offer bespoke builds and a wide range of generator accessories to help meet your needs, such as a Chalwyn valve and spark arrester for increased safety in areas where combustible gas, vapours or dusts may exist.

3000rpm Accessories / Options	Automatic Transfer Switch Packages	2 Pole Manual Transfer Switch Packages	3 Pole Manual Transfer Switch Packages	Exhaust Extension	Battery Charger	Remote Module for Keyfob Start	2-Wire Start
1500rpm Accessories / Options	Custom Socket Configuration	Chalwyn Valve	Spark Arrestors	Electronic Governing	60Hz	Bunded / Long Run Tank	Exhaust Extension
	Automatic Transfer Switch Packages	Manual Transfer Switch Packages	Battery Charger	Water Heater	3 Way Valves	Remote Monitoring and Control	Road Tow Trailer

Remote Monitoring & Control

Our web based monitoring system allows you to check the status and remotely start and stop your generator from a PC, smartphone or tablet:-

- Access your generators remotely from your smartphone, tablet or PC.
- Monitor location, hours, fuel, load, temperature, oil pressure etc.
- Generator can be connected to the network, via GPRS SIM card or hard wired Ethernet data connection.
- Automatic email alerts for alarms or events.
- GPRS mobile control of generator (start/stop and reset).
- GSM antenna included.



Air Compressors



HY2524
Air Compressor & Tool Kit

Electric Air Compressors



Pro Range

Ideal for home, garage & professional workshop use.

- Professional & home use.
- Direct drive & belt drive options.
- Belt drive - slow running pumps.
- 230V.

Model	HY0808	HY0816	HY3050 Pro	HY30100 Pro	HY3150C
Tank Size	8L	2x 8L	50L	100L	150L
Air Flow	3.1cfm		13cfm		
Motor Power	0.75hp / 0.56kW		3.0hp / 2.2kW		
Voltage	230V				
Net Weight	17.3kg	23.2kg	58kg	65kg	107kg

Ideal for trade applications such as:

- Powering nail guns.
- Decking.
- Spray-painting.
- Carpentry.
- Tyre inflation.
- Fencing.
- Panelling.
- Workshop etc.

New

Electric Air Compressors - Pro Series



HY3200S Pro
200L 3hp Air Compressor



HY3/300SSV Pro
Silent Electric Rotary Screw Compressor



Model	HY3200S	HY3/300SSV
Motor Type	3hp	3hp
Phase	Single Phase	
Voltage	230V	
Tank Size	200L	270L
Air Flow	14cfm	10.6cfm
Max Pressure	10 bar	130 psi - 9 bar
Net Weight	110kg	145kg

Screw compressors offer ultra low noise and have a heavy duty cycle so they can run continuously.

New Electric Air Compressors - Pro Series Three-Phase



HY55200-3 Pro

HY75270-3 Pro

- Slow running pump speed for lower noise levels & increased life expectancy.
- Built-In overload protection on motor.
- Aerodynamic flywheels for efficient cooling.



Ideal for:

- Tyre fitters.
- Farmers.
- Heavy plant.
- Hauliers.
- Spray painting & vehicle body repair.

Model	HY55200-3	HY75270-3
Motor Type	5.5hp	7.5hp
Phase	3-phase	
Voltage	400v 50hz	
Tank Size	200L	270L
Air Flow	23cfm	29cfm
Max Pressure	10 bar	
Net Weight	126kg	135kg

Petrol-Driven Air Compressors - Pro Series



HY70100P Pro

- Complete portability.
- Low pump speed.



HY140200PS Pro

- Hyundai easy-start engines.
- 145psi (10 bar) max pressure.
- Wheeled or can be bolted down.



Ideal for:

- Tyre fitters.
- Farmers.
- Heavy plant.
- Hauliers.
- Fencing contractors.



* Use in a well ventilated area to prevent carbon monoxide poisoning

Model	HY70100P	HY140200PS
Engine Type	HY210 - 7hp	IC420 - 14hp
Engine Size	212cc	420cc
Fuel	Unleaded Petrol	
Tank Size	90L	200L
Air Flow	15.1cfm	37.8cfm
Max Pressure	145psi (10 bar)	
Start Method	Recoil	Recoil / Electric*
Net Weight	71kg	170kg

* HY140200PS Pro has electric key start, however no battery is supplied.

HY50
Water Pump



Water Pumps

Petrol Water Pumps

HY50 - Clean Water



HYC50 - Chemical / Seawater



HY80 - Clean Water



HYT80 - Trash



50mm (2")

Ideal for tradesmen, farmers, fishermen, swimming pools, local authorities etc.

80mm (3")

Model	HY50	HYC50	HY80	HYT80
Inlet / Outlet Size	50mm (2")		80mm (3")	
Max Flow Rate	500L / min		750L / min	917L / min
Max Head	30m	30m	25m	
Engine Type	HY210			
Engine Size	163cc	196cc		212cc
Fuel	Unleaded Petrol			
Start Method	Recoil			
Net Weight	24kg	25kg	28kg	34kg

- Heavy Duty Hyundai Commercial 4-stroke Engines.
- Rugged full frames - 32mm diameter.
- Wide choice of pump type & sizes.
- Lightweight & portable.



* Use in a well ventilated area to prevent carbon monoxide poisoning

Diesel Water Pumps

DHYC50LE - Chemical / Seawater



DHY50E - Clean Water



DHY80E - Clean Water



DHYT80E - Trash Water



Model	DHYC50LE	DHY50E	DHY80E	DHYT80E
Inlet / Outlet Size	50mm (2")		80mm (3")	
Max Flow Rate	533L / min	600L / min	750L / min	880L / min
Total Head	30m		25m	
Engine Type	D200		D300	
Engine Size	221cc		296cc	
Fuel	Diesel			
Start Method	Recoil / Electric			
Net Weight	54kg	51kg	61kg	69kg



- Electric start, includes 12v battery.
- Economical - low fuel consumption.
- For domestic & professional use.
- DHYC50LE - chemical pump
- for liquid-fertiliser & seawater.



* Use in a well ventilated area to prevent carbon monoxide poisoning

Compactor Plates



New Petrol Compactor Plates



Hyundai compactors are an ideal solution for use on driveways, patios, for block paving, garage extensions & conservatory foundations. Hyundai heavy duty 4-stroke engines.

Model	HYCP5030	HYC6570	HYCP9070
Engine Type	Hyundai 4-Stroke		
Engine Size	87cc	163cc	212cc
Plate Size L x W (mm)	495 x 320	530 x 370	540 x 420
Travel Speed	25m/min		15m/min
Dimensions L x W x H (mm)	850x660x1150	1060x278x522	940x270x510
Net Weight (In Operation)	53 kg	63 kg	86 kg



HYCP5030
Compactor



HYCP6570
Compactor



HYCP9070
Compactor



Optional Extras
Folding Wheels Kit
& Paving Mat



* Use in a well ventilated area to prevent carbon monoxide poisoning

Log Splitters / Chippers



New Electric Log Splitters & Petrol Wood Chippers



Make light work of clearing and splitting wood with Hyundai Log Splitters & Wood Chippers.

Model	HYLS4000H	HYLS7000H	HYLS7000V
Motor Type	230V 50Hz 1500W	230V 50Hz 2200W	230V 50Hz 3000W
Log size Capacity (Dia/Length mm)	50 ~ 250 370	50 ~ 320 520	50 ~ 250 560
Max Force	4T	7T	
Dimensions L x W x H (mm)	760x260x470	1060x278x522	850x750x1470
Net Weight	37 kg	78 kg	101 kg

Model	HYCH7070
Engine Type	196cc, 6.5hp
Chipping Capacity (mm)	70mm
Infeed Throat Opening (mm)	150x150
Feed Hopper Opening (mm)	530x350
Net Weight	90 kg

HYLS7000V
Electric Log Splitter



HYLS7000H
Electric Log Splitter



HYLS4000H
Electric Log Splitter
Optional Stand
Available



HYCH7070
Petrol Wood Chipper



* Use in a well ventilated area to prevent carbon monoxide poisoning



Petrol Log Splitters, Wood Chippers & Stump Grinder

Model	HYCH1500
Engine Type	420cc / 14hp
Chipping Capacity	85mm
Starting Method	Electric / Recoil
Drive	Belt Drive
Net Weight	171kg



HYLS22000T
Petrol Log Splitter

HYSG150
Petrol Stump Grinder

Model	HYLS22000T
Engine Type	196cc / 6.5hp
Start Method	Recoil
Splitting Force	22T
Hydraulic Oil	24L
Fuel Type	Unleaded
Net Weight	326kg

Model	HYSG150
Engine Type	390cc / 13hp
Start Method	Recoil
Blade	12 Tungsten Carbide Teeth
Cutting Depth	12" / 305mm
Fuel Type	Unleaded
Net Weight	100kg



HYCH1500
Petrol Wood Chipper



* Use in a well ventilated area to prevent carbon monoxide poisoning

HYW3000P
Pressure Washer

Pressure Washers

Petrol Pressure Washers

Model	HYW2500P	HYW3000P	HYW4000P	NEW HYW4000PE
Engine Type	HY210 - 7hp / 5.2kW		HY420 - 14hp / 10.4kW	
Engine Size	212cc		420cc	
Fuel	Unleaded Petrol			
Pump	A.R Axial	A.R Triplex		
Max Pressure	2800PSI	3100PSI	4000PSI	
Flow Rate	8.75L/min	10L/min	15L / min	
Start Method	Recoil			Electric / Recoil
Hose Length	8m	10m	15m	
Net Weight	32.1kg	37.7kg	60.6kg	63.6kg



HYW2500P
2800PSI Pressure Washer
Prosumer

HYW3000P
3000PSI Pressure Washer
Semi-Professional

- Hyundai heavy duty 4-stroke engines.
- Brass head pumps.
- Italian A.R. pumps.
- Portable - no electricity required.
- Powerful - 7hp / 14hp.
- Built-in detergent tank - (HYW2500P / HYW3000P).



HYW4000P
4000PSI Pressure Washer
Professional



 * Use in a well ventilated area to prevent carbon monoxide poisoning

Petrol Pressure Washers



Model	HYW2400P	HYW3100P2	HYW4000PE
Engine Type	HY160 6hp / 5.2kW	HY210 - 7hp / 5.2kW	
Engine Size	170cc	212cc	
Fuel	Unleaded Petrol		
Pump	A.R Axial	A.R Triplex	
Max Pressure	2400PSI	3100PSI	
Flow Rate	7.9L/min	10L/min	
Hose Length	7.62m	10m	
Net Weight	28.5kg	38kg	41kg



HYW2400P

3100PSI Petrol Pressure Washer
Prosumer Use



* Use in a well ventilated area to
prevent carbon monoxide poisoning

- Hyundai heavy duty 4-stroke engines.
- Rugged steel frames.
- Pneumatic tyres for easy mobility (HYW3100P2 & HYW4000P).
- Italian A.R. pumps.
- Portable - no electricity required.
- Built-in nozzle storage for quick and easy access.



HYW3100P2

3100PSI Petrol Pressure Washer
Professional Use



New Diesel Pressure Washer

- Hyundai electric start diesel engine.
- Brass head pump.
- Italian A.R. triplex pump.
- Portable - no electricity required.
- Powerful - 460cc engine.
- Heavy duty powder coated frame.
- Wide pneumatic tyres fitted with a parking brake.

1 Year Standard
HYUNDAI
Warranty

Model	HYW3600DE2
Engine Type	Hyundai D460E Diesel Engine
Engine Size	460cc
Fuel	Diesel
Starting Method	Electric / Recoil
Pump	A.R Triplex RSV4G40
Max Pressure	3600PSI
Flow Rate	15L / min
Hose Length	15m
Net Weight	130kg



HYW3600DE2
Diesel Pressure Washer



* Use in a well ventilated area to prevent carbon monoxide poisoning



Electric Pressure Washers



Electric Cold Water Pressure Washers For Prosumer Use



Model	HYW120	HYW130	HYW135
Max Pressure	120BAR	130BAR	135BAR
Motor Speed	2800rpm		
Max Flow	330L/H	420L/H	420L/H
Power	1700W	1800W	1900W
Voltage	230V / 50HZ / Single Phase		
Max Temp.	Cold Water		
Net Weight	5.6kg	6.9kg	8.0kg





Electric Hot & Cold Water Pressure Washers For Prosumer Use

Model	HYWE13-42	HYWEH15-57
Max Pressure	130 BAR / 1885PSI	150 BAR / 2175PSI
Motor Speed	2800rpm	
Max Flow	420L/H	570L/H
Power	1900W	3000W
Voltage	230V / 50HZ / Single Phase	
Max Temp.	Cold Water	90°C
Net Weight	8.6kg	67.5kg

HYWE13-42
Electric Pressure Washer



HYWEH15-57
Electric Hot Water Pressure Washer





Electric Hot & Cold Water Pressure Washers Pro Series

Model	HYWE15-54 Pro	HYWE15-90 Pro
Max Pressure	30 - 150 BAR	30 - 150 BAR
Motor Speed	1450rpm	
Max Flow	345-540L/H	450-900L/H
Power	3000W	5000W
Voltage	230V / 50HZ / Single Phase	400V / 50Hz / 3 Phase
Max Temp.	Cold Water	
Net Weight	38kg	48.5kg



HYWE15-54 Pro
Electric Pressure Washer



HYWE15-90 Pro
Electric Pressure Washer



New Electric Hot & Cold Water Pressure Washers Pro Series

Model	HYWE20-90 Pro	HYWE20-126 Pro
Max Pressure	30-200 BAR	
Motor Speed	1450rpm	
Max Flow	450-900L/H	450-1260L/H
Power	7000W	9400W
Voltage	400V / 50Hz / 3 Phase	
Max Temp.	Cold Water	
Net Weight	64kg	72.5kg



HYWE20-90 Pro
Electric Pressure Washer



HYWE20-126 Pro
Electric Pressure Washer



Professional 3-Phase Series Cold Water Pressure Washers



Electric Hot Water Pressure Washers



Model	HYW11120	HYW10200
Max Pressure	120 BAR / 1740PSI	200 BAR / 2500PSI
Motor Speed	1450rpm	
Max Flow	11L/min	10L/min
Power	2200W	3500W
Voltage	230V / 50HZ	
Max Temp.	140°C	
Net Weight	150kg	163kg



HYW11120
Electric Hot Water
Pressure Washer

Stainless Steel Boiler



Pressure regulator and safety valve



Aluminium boiler ventilator and fuel pump



New Electric Hot Water Pressure Washers

Model	HYW13170-3
Max Pressure	170 BAR / 2450PSI
Motor Speed	1450rpm
Max Flow	13L/min
Power	4000W
Voltage	400V / 3-Phase
Max Temp.	140°C
Net Weight	163kg



Control panel; alarm and signals, pump, boiler, thermostat, chemicals, pressure gauge, chemicals tank, hose reel housing.



HYW13170-3
3-Phase Electric Hot Water Pressure Washer

Stainless Steel Boiler




Pressure regulator and safety valve



Aluminium boiler ventilator and fuel pump



Professional 3-Phase Series Hot Water Pressure Washers



Vacuum Cleaners



Professional & Prosumer Vacuum Cleaners



Model	HYVI20	HYVI25	HYVI30	HYVI35 Pro	HYVI53 Pro	HYVI78-2 Pro
No of Motors	1			2		
Max Power	1200W	1400W	1600W	1400W		2400W
Water Lift Height	180 mbar	215 mbar	270 mbar	2200mm	2200mm	2240mm
Tank Capacity	20L	25L	30L	35L	50L	78L
Air Flow	30L/s		70L/s	54L/s		108L/s
Voltage	230V / 50Hz					
Net Weight	5.3kg	9.2kg	10.2kg	13kg	21kg	32kg

HYUNDAI

POWER EQUIPMENT DIRECT



Hyundai Power Equipment Direct products include Garden Machinery, Power Tools, Electric Water Pumps and Prosumer Air Compressors.

For further information on Hyundai Power Equipment Direct products, please visit our website:
www.hyundaipowerequipment.co.uk



HYM51SPE
4-in-1 Lawn Mower

Lawn Mowers

Hand-Push

- Performance.
- Power.
- Reliability.
- Value.



Foldable -for easy storage.

Soft Grip Handle

Single-Point Height Adjuster for Ease of Use

HYM40P
Hand-Push Mower

HYM41P
Hand-Push Mower

- Large, durable polyester grass catcher.
- Adjustable height for different grass lengths.
- Tough polypropylene / steel deck for long life.
- Renowned Hyundai reliability.

Model	HYM40P	HYM41P
Engine Type	Hyundai OHV 4-Stroke	
Engine Size	99cc	
Drive Type	Hand Push	
Start Method	Recoil	
Cutting Width	400mm (16")	
Height Adjustments	3 Heights 4 Individual Wheel Adjustment	3 Heights Central Adjustment
Cutting Height	25mm - 75mm (1" - 3")	
Catcher Type	Polyester Bag	
Catcher Volume	40 Litres (8.8 gal)	
Deck Material	Polypropylene	Treated Steel
Fuel	Unleaded Petrol	
Net Weight	18.5kg	24kg



* Use in a well ventilated area to prevent carbon monoxide poisoning

Hand-Push / Self-Propelled



2 Year Standard
HYUNDAI
Warranty

HYM43SP
Self-Propelled Mower

HYM43P
Hand-Push Mower

- Large, durable polyester grass catcher.
- Adjustable height for different grass lengths.
- Tough polypropylene / steel deck for long life.
- Renowned Hyundai reliability.

Model	HYM43P	HYM43SP	NEW HYM43SPER
Engine Type	Hyundai OHV 4-Stroke		
Engine Size	139cc		159cc
Drive Type	Hand Push	Self-propelled	Self-propelled Roller
Start Method	Recoil		Electric / Recoil
Cutting Width	425mm (17")		
Height Adjustments	6 Heights Central Adjustment		
Cutting Height	25mm - 75mm (1" - 3")		
Catcher Type	Polyester Bag		
Catcher Volume	55 Litres (12.1 gal)		
Deck Material	Treated Steel		
Fuel	Unleaded Petrol		
Net Weight	26kg	30kg	36kg



* Use in a well ventilated area to prevent carbon monoxide poisoning

Self-Propelled 4-in-1 Lawn Mowers

4-in-1 Function

- Cut & side-discharge.
- Cut & collect.
- Cut & drop.
- Cut & mulch.



Model	HYM46SP	HYM46SPE	HYM51SP	HYM51SPE	NEW HYM46SPER	NEW HYM56SPE
Engine Type	Hyundai OHV 4-Stroke					
Engine Size	139cc	159cc	173cc	196cc		
Drive Type	Self-Propelled		Self-Propelled 3-Speed	Self-Propelled Roller	Self-Propelled 3-Speed	
Start Method	Recoil	Recoil / Electric	Recoil	Recoil / Electric		
Cutting Width	460mm (18")		508mm (20")		460mm (18")	560mm (22")
Height Adjustments	7 Heights Central Adjustment					
Cutting Height	25mm - 85mm (1" - 3.3")					
Catcher Type	Polyester Bag with Solid Lid					
Catcher Volume	70 Litres (15.4 gal)					
Deck Material	Treated Steel					
Fuel	Unleaded Petrol					
Net Weight	32kg	33kg	36kg	38kg	42kg	40kg



HYM46SPE
4-in-1 Self-Propelled Mower

- Large front / rear wheels.
- Single-point height adjuster.
- Large 70L grass collector.
- Electric start available (HYM51SPE & HYM46SPE).



* Use in a well ventilated area to prevent carbon monoxide poisoning



HC4618
Chainsaw

Chainsaws



HC3816
Chainsaw



HC4618
Chainsaw



HC5620
Chainsaw

- Oregon bar & chain (exc. HC6222)
- Walbro carburettor.
- Easy chain adjustment.
- Hyundai easy-pull start engine (HC3816).
- 2x Hyundai Chains HC6222.



New HC6222
Chainsaw



Chain & Bar



HYC2610
Top Handle Chainsaw

Model	HYC2610	HYC3816	HYC4618	HYC5620	HYC6220
Engine Type	Hyundai 2-Stroke				
Engine Size	25.4cc	37cc	45cc	56cc	61.5cc
Handle	Top-Handle	Anti-Vibration Handle			
Starting System	Recoil Start	Easy-Pullstart	Recoil Start		
Bar Length	10"	16"	18"	20"	22"
Chainlube Oil Capacity	230ml	210ml	260ml		300ml
Fuel Tank Capacity	200ml	550ml			
Chain Brake			✓		
Side Adjuster			✓		
Soft-grip Handle			✓		
Oregon Chain			✓		2 x Hyundai Chains
Walbro Carburettor			✓		
Fuel Ratio	40:1 (Semi Synthetic)				
Net Weight	3.2kg	4.7kg	5.0kg	5.2kg	6.6kg



* Use in a well ventilated area to prevent carbon monoxide poisoning

Augers & Tillers



HYEA5080
Earth Auger

New Earth Augers & Tillers

2 Year Standard
HYUNDAI
Warranty

- The Hyundai petrol tiller features a powerful 4HP, 139cc 4-stroke engine.
- Ideal for preparing the ground before planting and for cultivating between garden rows.
- Fingertip throttle and clutch control.
- Lightweight for ease of use.
- Front wheel for easy transport.



New
HYEA5080
Earth Auger

The Hyundai petrol earth auger provides the power for both domestic and professional users.

- Large handle for increased control.
- Low weight at just 20kg.
- Ideal for tree planting, setting fence posts & more.
- Runs on 2-Stroke fuel with an 800ml fuel tank for long running times.
- Supplied with 3 drills with different diameters to allow you to work effectively in different scenarios.



HYT140
Petrol Tiller

Model	HYEA5080	HYT140
Engine Type	Hyundai 2-Stroke	Hyundai HY140 4-Stroke
Max Power	1.56KW	3KW
Max Speed	7500rpm	2800rpm
Fuel	(40:1 Petrol/Oil Mix)	Unleaded Petrol
Engine Size	51cc	139cc
Start Method	Recoil	
Cutting Width	Drills Diameter- mm x Length - mm, 100 x 800 - 150 x 800 - 200 x 800	370mm
Net Weight	20kg	31.1kg



* Use in a well ventilated area to prevent carbon monoxide poisoning



Cutters & Trimmers

Brush Cutters

- HYBC3000, HYBC4300 & HYBCF31 feature cutting blade & bump feed head for effortless trimming.



Model	HYBC3000	HYBC4300	HYBCF31
Engine Type	Hyundai 2-Stroke		Hyundai 4-Stroke
Engine Size	30cc	43cc	31cc
Attachment Type	2-String Nylon and Multi-blade Steel Cutter		
Handle	Adjustable U-Shape Handle		
Starting System	Recoil Start		
Fuel Ratio	25:1		Straight Unleaded
Net Weight	6.5kg	7.5kg	7kg



* Use in a well ventilated area to prevent carbon monoxide poisoning

Brush Cutters

New
HYBC5200
Brush Cutter

New
HYBC5080AV
Brush Cutter

STROKE

2 Year Standard
HYUNDAI
Warranty

Split Shaft

* Use in a well ventilated area to prevent carbon monoxide poisoning

- HYBC5080AV & HYBC5200 feature cutting blade & bump feed head for effortless trimming.

Model	HYBC5080AV	HYBC5200
Engine Type	Hyundai 2-Stroke	
Engine Size	50.8cc	52cc
Attachment Type	2-String Nylon and 2 Multi-blade Steel Cutters	
Shaft	Straight Split Shaft	
Cutting Diameter	255mm for cutter blade / 400-450mm for trimmer head	
Starting System	Recoil Start	
Fuel Ratio	25:1 - Mineral Oil 40:1 - Semi Synthetic	
Net Weight	8kg	8.75kg

Trimmers & Multi-Tools

2 Year Standard
HYUNDAI
Warranty



HYTR33
Grass
Trimmer

New Design
HYTR2650
Grass Trimmer

- Easy to use bump feed head.

- Split shaft: For easy storage and convenient transportation.
- Lightweight design: Eliminates strain even during extended usage.
- Over shoulder harness: Supplied with these grass trimmers.




* Use in a well ventilated area to prevent carbon monoxide poisoning



Model	HYTR2650	HYTR33
Engine Type	Hyundai 2-Stroke	
Engine Size	25.4cc	31cc
Fuel Ratio	25:1 Mineral 40:1 Semi Synthetic Petrol / Oil Mix	
Cutting Width / Blade Length	400-450mm	420mm
Starting System	Recoil Start	
Net Weight	6.5kg	7.2kg

Trimmers & Multi-Tools



Model	HYMT33	HYMT5080
Engine Type	Hyundai 2-Stroke	
Engine Size	32.5cc	50.8cc
Fuel Ratio	25:1 Mineral 40:1 Semi Synthetic Petrol / Oil Mix	
Cutting Width / Blade Length	254mm (Pole saw), 375mm (Hedge trimmer), 255mm (Brushcutter), 440mm (Grass trimmer)	255mm for Cutter Blade, 450mm for Hedge Trimmer, 300mm Chainsaw Bar Length, 400-450mm for Cutter Head
Starting System	Recoil Start	
Net Weight	6.9kg	12.5kg

 * Use in a well ventilated area to prevent carbon monoxide poisoning



Field Trimmer / Wheeled Grass Trimmer



Model	HYFT56	HYWT5080
Engine Type	Hyundai HY160 4-Stroke	Hyundai 2-Stroke (40:1 Petrol/Oil Mix)
Engine Size	160cc	51cc
Cutting Width	560mm (22")	400-450mm (15.7-17.7")
Minimum Cutting Height	38mm (1.5")	45mm (1.7")
Handle	Adjustable	
Net Weight	31kg	19.5kg



HYFT56
Field Trimmer

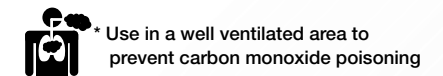
- Powerful 5.5hp 4-stroke engine.
- Wide 560mm cut.
- Adjustable height.
- 4mm diameter trimmer cord.



New

HYWT5080
Wheeled Grass Trimmer

- Large pneumatic wheels
- 400-450mm cutting width.



Hedge Trimmers / Pole Saw



HYPS33
Pole Saw



HYHT33
Hedge Trimmer



HYT2318
Hedge Trimmer



Long 720mm (28.3") Double Reciprocating Cutting Blade

- Cutting diameter up to 28mm.
- Powerful 26cc engine makes light work of even the most stubborn of hedges.
- Long blade - 660mm.



HYT2622-3
Hedge Trimmer



* Use in a well ventilated area to prevent carbon monoxide poisoning

Model	HYPS33	HYHT33
Engine Type	Hyundai 2-Stroke	
Engine Size	31cc	
Fuel Ratio	40:1 Petrol / Oil Mix	
Cutting Width / Blade Length	250mm (10")	375mm (14")
Starting System	Recoil Start	
Net Weight	6.9kg	7.4kg

Model	HYT2318	HYT2622-3
Engine Type	Hyundai 2-Stroke (40:1 Petrol / Oil Mix)	
Engine Size	23cc	25.4cc
Attachment Type	Hedge Trimmer	
Blade Length	550mm (22")	660mm (26")
Recommended Maximum Cutting Diameter	15mm (0.6")	
Handle	Fixed	Adjustable 180°
Net Weight	4.2kg	6.5kg

- Lightweight only 4.2kg.
- Features anti-vibration handle.




HYBV26
Leaf Blower / Vac

Leaf Blowers

Leaf Blowers

Model	HYBV26	HYB33	HYB60	HYBV200
Engine Type	Hyundai 2-Stroke 25:1 Mineral 40:1 Semi Synthetic Petrol / Oil Mix			Hyundai 4-Stroke
Engine Size	25.4cc	33cc	60cc	196cc
Engine Speed	7,600rpm	8,000rpm	7,800rpm	3600rpm
Air Speed	113mph	117mph	268mph	-
Collection Bag	Yes	N/A		240L
Net Weight	5.7kg	6.3kg	9.0kg	90kg



HYBV26
Leaf Blower / Shredder / Vac



HYB33
Backpack Leaf Blower


HYB60
Backpack Leaf Blower



New **HYBV200**
Leaf Shredder & Vac

- Self-propelled.
- Variable speed control.
- Adjustable air flow and dust control.
- Flexible suction hose extension.



 * Use in a well ventilated area to prevent carbon monoxide poisoning

A man in a dark long-sleeved shirt and dark pants is using a black and silver hedge trimmer to trim a large, dense green hedge. The trimmer has a long silver shaft. The background shows a clear blue sky and some trees. The overall scene is outdoors during the day.

HYHT36Li
Hedge Trimmer

36V Garden Range

Battery Powered Range from Hyundai

One Battery, Unlimited Fuel

Once you've bought the battery you no longer have to pay for additional petrol or diesel, you can simply charge the device from your home's electricity.



- Low noise level.
- Emission-free - No fumes.
- Light weight, easy to use.



- Portable - No cables.
- Convenient - No 2-stroke pre-mix.
- One battery powers the full range.



- 36v Lithium-ion Samsung batteries.
- Battery life = 1000+ recharges.
- Safety - No flammable petrol.
- No mains cables.



Hedge / Grass Trimmer & Pole Saw

36V Battery Range from Hyundai

One Battery Fits All

Bare Machines (no battery & charger)
Also Available



HYTR36Li
Grass Trimmer



HYHT36Li
Hedge Trimmer

- High quality lasercut blade.
- Lightweight.
- Low noise level.



HYPS36Li
Pole Saw

- Emission-free.
- Telescopic shaft.
- Automatic line feed system.
- Metal ring guard to protect plants when trimming.

- Reach up to 5m.
- Adjustable rotating head.
- Tool-free chain tensioning system.
- Auto chain lubrication.



Model	HYPS36Li Pole Saw	HYTR36Li Grass Trimmer	HYHT36Li Hedge Trimmer
Power Source	36V Lithium-ion 2.6Ah Samsung Battery		
Charging Time	90 min		
Run Time	30 min	40 min	
Cutting Width	203mm	300mm	550mm
Net Weight (Including Battery)	4.9kg	3.6kg	4.25kg

Battery, Charger, Chainsaw & Lawn Mower

36V Battery Range from Hyundai One Battery Fits All



36vLibat
36v Lithium-ion 2.6Ah
Samsung Battery

- Powers the entire Hyundai 36v range.
- 1000+ charges.



HYC36Li
Chainsaw



Chain & Bar

- Auto-lubrication system for chain.
- Lightweight, easy to use.
- 36v Lithium-ion Samsung battery
- Tool-free chain tensioning system.

**Bare Machines (no battery & charger)
Also Available**



HYM36Li
Lawn Mower

- Low noise level.
- Emission-free.
- Central height adjustment.
- Grass level indicator.



36vLich
Battery Charger

- Lightweight & compact.
- Fully charges the battery in 90 minutes.

Model	HYC36Li Chainsaw	HYM36Li Lawnmower	36vLibat Lithium-ion 2.6Ah Samsung Battery	36vLich Battery Charger
Power Source	36V Lithium-ion 2.6Ah Samsung Battery	36V Lithium-ion 2.6Ah Samsung Battery	36V Lithium-ion 2.6Ah Samsung Battery	N/A
Charging Time	90 min			
Run Time	30 min			N/A
Cutting Width	305mm	380mm	N/A	
Net Weight (Including Battery)	5.7kg	13.7kg	0.6kg	1.1kg



HY2157
9" Angle Grinder

Power Tools

New Drills



HY2150
12V DC Drill Driver



HY2155
18V DC Combi Drill



LITHIUM POWER

- 2x 2Ah Lithium-ion batteries Included with HY2150, HY2155, HY2151 & HY2164

Model	HY2151 12V DC Multi-Tool
Battery	12V DC Lithium-ion, 1.3Ah
Oscillations	5000~18000/min
Oscillation Angles	1.4° (left and right)
Chuck Size	10mm, 3/8"
Charging Time	60 minutes
Net Weight (Including Battery)	0.8kg

Model	HY2150 12V DC Drill Driver	HY2155 18V DC Drill Driver	HY2164 18V Impact Wrench
Battery	12V DC Lithium-ion, 1.3Ah	18V DC Lithium-ion, 2.0Ah	18V DC Lithium-ion, 2.0Ah
No Load Speed	0~350/min, 0~1300/min	0~400, 0~1600rpm	0~2200rpm
Impact Rate (bpm)	N/A	0~5200, 0~20800	0~3200bpm
Chuck Size	10mm, 3/8"	13mm, 1/2"	1/2" Sq Drive
Max. Torque	22N.m, 195in.lbs	45N.m	200N.m, 1700in.lbs
Charging Time	60 minutes	60 minutes	60 minutes
Net Weight (Including Battery)	0.8kg	1.5kg	1.6kg



HY2164
18V Impact Wrench



HY2151
12V DC Multi-Tool

New Grinders & Multi Tool

1 Year Standard
HYUNDAI
Warranty



HY2156
Corded Electric 230V 4.5" Angle Grinder



HY2157
Corded Electric 230V 9" Angle Grinder



HY2158
710w Corded Electric 230V Impact Drill

Model	HY2156 Corded Electric 230V 4.5" Angle Grinder	HY2157 Corded Electric 230V 9" Angle Grinder
Operating Voltage (V)	230V – 50Hz	
Rated Power	600w	2,100w
No Load Speed	10,500 rpm/min	6,200 rpm/min
Disc Diameter	115mm	230mm
Net Weight	1.8kg	6.1kg

Model	HY2158 710w Corded Electric 230V Impact Drill
Operating Voltage (V)	230V – 50Hz
Rated Power	710w
No Load Speed	0 - 2,800/min
Impact Rate (bpm)	0 – 4,800
Keyless Chuck Size	13mm
Drilling Capacity into Wood	30mm
Drilling Capacity into Steel	13mm
Drilling Capacity into Masonry	16mm
Net Weight	2.45kg

New Woodworking Power Tools

1 Year Standard
HYUNDAI
Warranty



HY2160
250w Corded Electric 230V Sander



HY2161
710w Corded Electric 230V Jigsaw



HY2162
650w Corded Electric 230V Planer



HY2163
1600w Corded Electric 230V Circular Saw

Model	HY2160 250w Corded Electric 230V Sander	HY2161 710w Corded Electric 230V Jigsaw	HY2162 650w Corded Electric 230V Planer	HY2163 1600w Corded Electric 230V Circular Saw
Operating Voltage (V)	230V – 50Hz			
Rated Power	250w	710w	650w	1600w
No Load Speed	600 - 12,000 (strokes/min)	1,000 - 2,800 (strokes/min)	0 - 2800	5000/m (rpm/min)
Net Weight	1.9kg	2.62kg	2.76kg	4.8kg



K56
Socket Set

Socket Sets

New Socket Sets



- Professional quality
- Hyundai brand throughout
- Built to last

Model	K20	K24	K56	K70
Contents	<p>13x 1/4" drive sockets: 4, 4.5, 5, 5.5, 6, 7, 8, 9, 10, 11, 12, 13, 14 mm 1x 1/4" ratchet wrench, 150 mm, 72 teeth 1x 1/4" extension rod, 50 mm 1x 1/4" extension rod, 75 mm 1x 1/4" cardan joint, 38 mm 1x 1/4" T-handle tap wrench, 110 mm 1x 1/4" screwdriver handle, 150 mm 1x Metal case</p>	<p>18x 1/2" drive sockets: 10, 11, 12, 13, 14, 15, 16, 17, 18, 19, 20, 21, 22, 23, 24, 27, 30, 32 mm 1x 1/2" ratchet wrench, 260 mm, 72 teeth 1x 1/2" extension rod, 125 mm 1x 1/2" extension rod, 250 mm 1x 1/2" cardan joint, 77 mm 1x 1/2" T-handle tap wrench, 250 mm 1x Metal case</p>	<p>6x 1/4" drive sockets: 8, 9, 10, 11, 12, 13 mm 1x 1/4" screwdriver handle, 150 mm 4x allen key (HEX-type): 1.5, 2, 3, 4 mm 1x 1/4"x1/4" adapter 4x 1/4" TORX bit, 30 mm: T10, T15, T20, T30 3x 1/4" SLOT bit, 30 mm: SL4, SL5.5, SL7 4x 1/4" HEX bit, 30 mm: H3, H4, H5, H6 3x 1/4" PHILLIPS bit, 30 mm: PH.1, PH.2, PH.3 10x 1/2" drive sockets: 10, 11, 12, 13, 15, 17, 19, 22, 24, 27 mm 1x 1/2" ratchet wrench, 260 mm, 72 teeth 1x 1/2" extension rod, 125 mm 1x 1/2" cardan joint 1x 1/2" spark plug socket, 16 mm 1x 1/2" spark plug socket, 21 mm 5x Screwdrivers PZ 8x200MM, SL 6x100 mm, 6x40 mm, PH 6x100 mm, 6x40 mm 6x Closed-end combination wrenches, 10, 12, 13, 14, 15, 17 mm 1x Slip-joint pliers, 250 mm 1x Combination pliers, 170 mm 1x Hammer, 300 g 1x Plastic case</p>	<p>8x 1/4" drive sockets: 6, 7, 8, 9, 10, 11, 12, 13 mm 1x 1/4" ratchet wrench, 150 mm, 72 teeth 1x 1/4" extension rod, 75 mm 1x 1/4" cardan joint, 38 mm 1x 1/4" flexible extension rod, 150 mm 1x 1/4" screwdriver handle, 150 mm 7x 1/4" TORX bit socket: T8, T10, T15, T20, T25, T27, T30 4x 1/4" HEX bit socket: H3, H4, H5, H6 3x 1/4" PHILLIPS bit socket: PH.1, PH.2, PH.3 12x 1/2" drive sockets: 10, 12, 14, 15, 16, 17, 19, 20, 22, 23, 24, 27 mm 1x 1/2" ratchet wrench, 260 mm, 72 teeth 1x 1/2" extension rod, 75 mm 1x 1/2" extension rod, 250 mm 1x 1/2" cardan joint, 77 mm 1x 1/2" spark plug socket, 16 mm 1x 1/2" spark plug socket, 21 mm 9x Closed-end combination wrench, 6, 8, 10, 11, 12, 13, 14, 15, 17 mm 1x 1/2"x5/16" adapter 5x 5/16" TORX bit, 30 mm: T30, T40, T45, T50, T55 5x 5/16" HEX bit, 30 mm: 4, 5, 6, 8, 10 mm 3x 5/16" SLOT bit, 30 mm: 4, 5.5, 7 mm 2x 5/16" PHILLIPS bit, 30 mm: PH.1, PH.2 1x Plastic case</p>

New Socket Sets

2 Year Standard
HYUNDAI
Warranty



Model	K98	K101	K108
Contents	<p>13x 1/4" drive sockets: 4, 4.5, 5, 5.5, 6, 7, 8, 9, 10, 11, 12, 13, 14 mm 8x 1/4" long drive sockets: 6, 7, 8, 9, 10, 11, 12, 13 mm 1x 1/4" ratchet wrench, 150 mm, 72 teeth 1x 1/4" extension rod, 50 mm 1x 1/4" cardan joint, 38 mm 1x 1/4" T-handle tap wrench with extension rod, 110 mm 1x 1/4" screwdriver handle, 150 mm 1x 1/2"x5/16" adapter 18x 1/2" drive sockets: 10, 11, 12, 13, 14, 15, 16, 17, 18, 19, 20, 21, 22, 23, 24, 27, 30, 32 mm 1x 1/2" ratchet drive, 260 mm 1x 1/2" extension rod, 75 mm 1x 1/2" extension rod, 250 mm 1x 1/2" sliding T-handle adapter, 44 mm 1x 1/2" cardan joint, 77 mm 1x 1/2" spark plug socket, 16 mm 1x 1/2" spark plug socket, 21 mm 8x 5/16" TORX bits, 30 mm: T25, T27, T30, T40, T45, T50, T55, T60 8x 5/16" HEX bits, 30 mm: 4, 5, 6, 7, 8, 10, 12, 14 mm 3x 5/16" PHILLIPS bits, 30 mm: PH.1, PH.2, PH.3 5x 5/16" SLOT bits, 30 mm: 4, 7, 8, 10, 12 6x 5/16" TORX bits, 75 mm: T25, T27, T30, T45, T55, T60 5x Screwdrivers: PZ 8x200 mm, SL 6x100 mm, SL 6x40 mm, PH 6x100 mm, PH 6x40 mm 8x Closed-end combination wrenches: 6, 8, 10, 12, 13, 15, 17, 19 mm 1x Slip-joint pliers, 250 mm 1x Combination pliers, 180 mm 1x Plastic case</p>	<p>13x 1/4" drive sockets: 4, 4.5, 5, 5.5, 6, 7, 8, 9, 10, 11, 12, 13, 14 mm 1x 1/4" ratchet wrench, 150 mm, 72 teeth 1x 1/4" extension rod, 50 mm 1x 1/4" cardan joint, 38 mm 1x 1/4" T-handle tap wrench with extension rod, 110 mm 1x 1/4" screwdriver handle, 150 mm 1x 1/4" flexible extension rod, 150 mm 1x 1/4"x1/4" adapter 7x 1/4" TORX bit, 30 mm: T8, T10, T15, T20, T25, T27, T30 4x 1/4" PHILLIPS bit, 30 mm: PH.0, PH.1, PH.2, PH.3 8x 1/4" HEX bit, 30 mm: H2, H2.5, H3, H4, H5, H5.5, H6, H7 3x 1/4" SPLINE bit, 30 mm: M5, M6, M8 7x 1/4" SLOT bit, 30 mm: SL3, SL4, SL4.5, SL5, SL5.5, SL6, SL7 3x 1/4" POZIDRIV bit, 30 mm: PZ.1, PZ.2, PZ.3 1x 1/4" bit adapter, 30 mm 18x 1/2" drive sockets: 10, 11, 12, 13, 14, 15, 16, 17, 18, 19, 20, 21, 22, 23, 24, 27, 30, 32 mm 1x 1/2" ratchet wrench, 260 mm, 72 teeth 1x 1/2" tap wrench, 375 mm 1x 1/2" extension rod, 125 mm 1x 1/2" extension rod, 250 mm 1x 1/2" cardan joint, 77 mm 1x 1/2" spark plug socket, 16 mm 1x 1/2" spark plug socket, 21 mm 4x Screwdrivers: SL 6x100 mm, SL 6x40 mm, PH 6x100 mm, PH 6x40 mm 5x Spherical allen key (HEX-type): 3, 4, 5, 6, 8 mm 12x Closed-end combination wrenches: 6, 7, 8, 9, 10, 11, 12, 13, 14, 15, 17, 19 mm 1x Hammer, 300 g 1x Plastic case</p>	<p>13x 1/4" drive sockets: 4, 4.5, 5, 5.5, 6, 7, 8, 9, 10, 11, 12, 13, 14 mm 8x 1/4" long drive sockets: 6, 7, 8, 9, 10, 11, 12, 13 mm 5x 1/4" E-type drive sockets: E4, E5, E6, E7, E8 1x 1/4" ratchet wrench, 150 mm, 72 teeth 1x 1/4" extension rod, 50 mm 1x 1/4" extension rod, 100 mm 1x 1/4" cardan joint, 38 mm 1x 1/4" T-handle tap wrench, 110 mm 1x 1/4" screwdriver handle, 150 mm 3x Allen keys (HEX-type): 1.5, 2, 2.5 mm 7x 1/4" TORX bit sockets: T8, T10, T15, T20, T25, T27, T30 4x 1/4" HEX bit sockets: H3, H4, H5, H6 2x 1/4" PHILLIPS bit sockets: PH.1, PH.2 3x 1/4" SLOT bit sockets: SL4, SL5.5, SL6.5 2x 1/4" POZIDRIV bit sockets: PZ.1, PZ.2 17x 1/2" drive sockets: 10, 11, 12, 13, 14, 15, 16, 17, 18, 19, 20, 21, 22, 24, 27, 30, 32 mm 5x 1/2" long drive sockets: 14, 15, 17, 19, 22 mm 8x 1/2" E-type drive sockets: E10, E11, E12, E14, E16, E18, E20, E24 1x 1/2" ratchet wrench, 260 mm, 72 teeth 1x 1/2" extension rod, 125 mm 1x 1/2" extension rod, 250 mm 1x 1/2" sliding adapter, 44 mm 1x 1/2" cardan joint, 77 mm 1x 1/2" spark plug socket, 16 mm 1x 1/2" spark plug socket, 21 mm 1x 1/2"x5/16" adapter 2x 5/16" PHILLIPS bit, 30 mm: PH.3, PH.4 2x 5/16" POZIDRIV bit, 30 mm: PZ3, PZ4 3x 5/16" SLOT bit, 30 mm: 8, 10, 12 mm 5x 5/16" TORX bit, 30 mm: T40, T45, T50, T55, T60 5x 5/16" HEX bit, 30 mm: 7, 8, 10, 12, 14, 10, 12 mm 1x Plastic case</p>

HY85038CD
Submersible Water Pump

Submersible Water Pumps



Electric Submersible Water Pumps



Model	HY25032C	HY40038SSC	HY80032SSC	HY90038C	HY55038SSD	HY85038D	HY85038CD
Max Solids	5mm				35mm	35mm	30mm
Max Flow Rate	6000L/hour	7500L/hour	5500L/hour	15000L/hour	9500L/hour	14000L/hour	13500L/hour
Max Submersion Depth	7m	5m	7m		7m		5m
Max Delivery Height	6m	7m	30m	9.5m	7m	8.5m	8m
Voltage	230V – 50Hz				230V – 50Hz		230V – 50Hz
Rated Power	250W	400W	800W	900W	550W	850W	850W
Net Weight	3.8kg	4.7kg	7.6kg	6.2kg	5.4kg	6.2kg	6.2kg

- Suitable for dirty or clean water.
- Rugged construction.
- Plastic & stainless steel options.



Air Compressors & Lightweight Petrol Water Pumps



* Use in a well ventilated area to prevent carbon monoxide poisoning



HY25-2 - Clean Water



25mm (1")

- Rugged frame.



HY40-2 - Clean Water



38mm (1.5")

- Lightweight & portable.

Domestic & DIY Range

Ideal for home, garage & workshop use.

- Prosumer use.
- Direct drive.
- 230V.

Model	HY2524	HY2550
Tank Size	24L	50L
Air Flow	7.42cfm	
Motor Power	2.5hp / 1.86kW	
Voltage	230V	
Net Weight	28kg	30kg



Model	HY25-2	HY40-2
Inlet / Outlet Size	25.4mm (1")	38.1mm (1.5")
Max Flow Rate	133L/min	250L/min
Max Head	25-30m	
Engine Type	2 Stroke	
Engine Size	50.8cc	
Fuel Ratio	40:1 Premix Semi Synthetic Oil	
Start Method	Recoil	
Net Weight	7.5kg	8.5kg



Pressure Washer and Generator Engines



Model	IC210	IC420	IC420E
Engine Type	7hp / 5.2kW	14hp / 10.4kW	15hp / 10.4kW
Engine Speed	212cc	420cc	
Shaft Type	Horizontal / Straight		
Fuel Type	Unleaded		
Start Method	Recoil		Recoil / Electric
Shaft Size	19mm	25mm	
Net Weight	15kg	30kg	31kg



* Use in a well ventilated area to prevent carbon monoxide poisoning



Lawn Mower Engines



Model	IC100V	IC140V	IC175V	IC160E	IC200E
Engine Type	Hyundai OHV 4-Stroke				
Displacement	99cc	139cc	173cc	159cc	196cc
Shaft Type	Vertical / Straight				
Fuel Type	Unleaded				
Start Method	Recoil			Recoil / Electric	
Shaft Size	22mm				
Net Weight	9kg	13kg	15kg	16kg	



* Use in a well ventilated area to prevent carbon monoxide poisoning

About the Hyundai Brand

The Hyundai brand is heavily involved in sports sponsorship and promotion. Hyundai's involvement in the FIFA World Cup signalled its goal to accompany fans & customers in their enjoyment of sports.

Hyundai is proud to be the official partner of FIFA and an active competitor in the WRC.

In particular, Hyundai's participation in the World Rally Championship is aimed at demonstrating the engineering excellence and durability of its products and to further enhance its road-going vehicles in future with the knowledge gained from the world's toughest motorsport championship.

Currently, Hyundai sponsors or participates in sports such as football, rallying, cricket, skiing and golf through associations with WRC (rallying), FIFA, UEFA (football), ICC (cricket), FIS (skiing) and PGA Tour (golf).



Through these sponsorships and related campaigns, Hyundai enhances fans' experiences of these events across the world, with the aim to become a friend to customers and the most popular brand – Worldwide.

HYUNDAI

About HYUNDAI

Hyundai Power Equipment is aiming to become the leading brand in the UK Outdoor Power Equipment sector.

The machinery is of the highest quality, with innovative features and Hyundai quality built in.

Hyundai is a Global leader across a vast range of businesses. With Hyundai's Core Values being:

- **Customer Satisfaction** - By providing better products and services
- **Unlimited Challenge** - Always setting higher goals and overcoming limitations
- **Continuous Change** - Constantly changing with creation and innovation

In the UK and Ireland, the Hyundai Power Equipment range is exclusively distributed by Genpower Ltd. The range consists of Portable, Leisure, Petrol and Diesel Generators, Pressure Washers, Water Pumps, Air Compressors and a new and exciting range of garden machinery, including Lawnmowers, Chainsaws, Brushcutters, Leaf Blowers etc. We have worked closely with Hyundai to tailor the range for the UK market and to ensure the highest quality standards.

DEALER STAMP

Product codes and technical specification may change without prior notice. Engine hp is provided for comparative purposes only. © Copyright Genpower Ltd. Published July 2016. Information contained in this brochure is correct at the time of publication. E&OE.

Disclaimer: All information, product images, sizes and specifications are subject to continuous product development and can change without prior notice. V6

All of these power products offer unbeatable value and the highest quality and are available through an extensive and growing dealer network located throughout the UK and Ireland.

It is our goal to make Hyundai the No. 1 Power Equipment brand in the UK and Ireland. To do this we have to follow a number of simple processes:

1. **Quality** - Supply the best product available
2. **Value** - Offer the most competitive price
3. **Innovation** - Continuous product development, improvement and innovation
4. **Support** - Provide the best sales and after-sales support for our dealers and customers.

"Only a person who thinks he can do it will make it. If you doubt it, you will only do it to that extent. If you think you can't do it, you won't be able to do it at all."

- by the founder of Hyundai, the late Chung Ju-yung

HYUNDAI - BEYOND BOUNDARIES...

**Distributed in the UK & Ireland by
Genpower Ltd.**

www.hyundaipowerequipment.co.uk